



# Singlemode Single Fusion Tree/Star Couplers



## Features

- Low Excess Loss
- Single Fusion Design
- Uniform Power Splitting
- Compact Size

## Applications

- Telecommunication Systems
- Digital, Hybrid and AM-Videosystems
- CATV Systems
- Fiber Sensors

## Performance Specifications

Type	Single Fused	
	P	A
Grade	P	A
Port Configuration	1 x 4	1 x 4
Excess Loss (Typ.) (dB)	0.2	0.3
Insertion Loss (Max.) (dB)	6.7	7.6
Uniformity (Max.) (dB)	1.0	1.4
PDL (Min.) (dB)	0.12	0.15
Operating Wavelength (nm)	980,1310,1480,1550,1585 or custom wavelength	
Operating Bandwidth (nm)	"S" type: +/-10nm, "W" type: +/-40nm	
Directivity (Min.) (dB)	50	
Operating Temperature (°C)	-20 ~ +70 (-40 ~ +85 available upon request)	
Fiber Type	Corning singlemode SMF-28, DS fiber or Flexcore	
Fiber Pigtail Length (m)	1	
Dimensions (mm)	Package A, B, C	

Note: All values referenced are without connector.



## Ordering Information

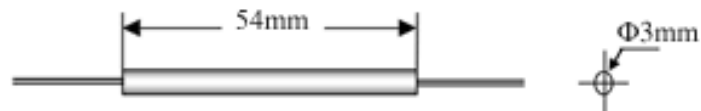
Type	Grade	Wavelength	Coupling Ratio or Attenuation (dB)	Port	Package	Pigtail Style	Fiber Type	In/Out Connector
S W	S P	85=850nm 98=980nm 13=1310nm 14=1480nm 15=1550 nm 16=1585nm	AV = Tree Coupler	0104=1x4	A=Package A B=Package B C=Package C	1=Bare Fiber 2=900um Jacket 3=3mm Cable	0=SMF 28 1=HI 1060 2=HI 780 D=DS Fiber S=Special	0=None 1=FC/APC 2=FC/PC 3=SC/APC 4=SC/PC 5=ST 6=LC/UPC 7=LC/APC X=Special

\* **Type:** S -- Singlemode Standard Coupler  
W -- Singlemode Wideband Coupler

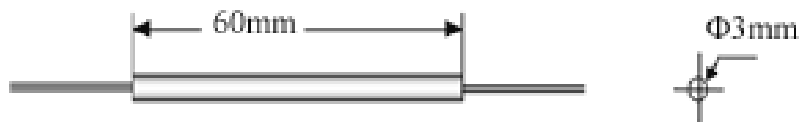
## Dimensions & Pigtail Style

### Package Dimensions

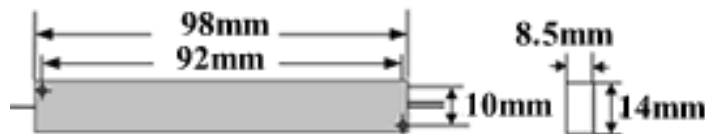
Package A:  
3mm x 54mm Stainless Steel Tube



Package B:  
3mm x 60mm Stainless Steel Tube



Package C:  
8.5mm x 14mm x 98mm Case



### Pigtail Style:

- Package A: 250um Bare Fiber
- Package B: 250um Bare Fiber or 900um Loose Tube
- Package C: 3mm Cable or 900um Loose Tube